



# Easy Rack Power Distribution

- Easy Basic Rack PDU
- Easy Metered Rack PDU
- Easy Switched Rack PDU
- Easy Metered-by-Outlet Rack PDU



[www.apc.com](http://www.apc.com)

Life Is On

**Schneider**  
Electric



## Product feature by series

	Basic	Metered	Switched	Metered-by-Outlet	Metered-by-Outlet with switching
	EPDU1xxxB	EPDU1xxxM	EPDU1xxxS	EPDU1xxxMBO	EPDU1xxxSMBO
<b>Design feature</b>					
Ultralow-profile, space-saving design	√	√		√	√
Hydraulic-magnetic circuit breakers (in units with 32A input current)	√	√	√	√	√
Environmental monitoring port for external temperature/humidity monitoring		√	√	√	√
Availability for regional outlets socket type	√				
<b>Display and network management</b>					
Full-featured network management capability via Web and SNMP		√	√	√	√
User-interactive LCD display for local access		√	√	√	√
Network port sharing			4	4	4
<b>Metering capability</b>					
Metering Accuracy		±3%	±3%	±1%	±1%
Active current measurements (amps)		√	√	√	√
Active power measurements (including volts, amps, real power (kW) and energy (kWh))		√	√	√	√
User-customizable alarms and warnings		√	√	√	√
Embedded log memory to record/review/report		√	√	√	√
Individual outlet power metering				√	√
Use access control with two levels		√	√	√	√
<b>Outlet control</b>					
Individual outlet remote power on/off control			√		√
Power-on sequencing and time delays with full user customization			√		√
Outlet level grouping (multiple outlets in same or multiple units follow single command)			√		√
Use access control with two levels		√	√	√	√
<b>Environmental</b>					
Maximum operating temperature	45°C	45°C	45°C	45°C	45°C
<b>Maintenance</b>					
Warranty	1 year	1 year	1 year	2 year	2 year

## Make Power Distribution Easy

The APC Easy Rack PDU is an easy-to-install, easy-to-use rack mount PDU that helps manage power distribution to the equipment in the rack and provides monitoring and control functionalities.

### Easy Basic Rack PDU

- More than a power strip, helps in reliable power distribution

### Easy Metered Rack PDU

- Real-time remote monitoring of connected leads
- User-defined alarms warn IT and data center managers of potential circuit overloads to prevent accidental power loss to critical equipment

### Easy Switched Rack PDU

- Metered functionality
- Switch on/off the connected power load remotely

### Easy Metered by Outlet Rack PDU

- Individual outlet-level power metering
- User resettable energy (kWh) logs for capacity planning and energy efficiency initiatives

### Easy for installation

- Ultra-light weight, thanks to aluminum housing
- Support both toolless mounting and bracket mounting
- Built-in input cord with Industrial connector for vertical PDU
- Low-profile in depth, more convenience for equipment installation

### Easy for operation and maintenance

- User-friendly and simple Web interface and LCD screen
- Support network port, easy for data communication
- Field-replaceable control module, easy for maintenance

### Typical applications

- Small and medium data centers and computer rooms
- Colocation and large enterprise data centers
- Manufacturing facilities
- Telecommunication
- Commercial buildings
- Healthcare
- Transportation



# Easy Basic Rack PDU

APC Easy Basic Rack PDU provides rack power distribution via a single input with multiple output receptacles and distributes power from low amperage single-phase circuits to higher-power 3-phase solutions.



	NEW EPDU1010B-SCH	EPDU1016B	EPDU1116B	NEW EPDU1116B-SCH	EPDU1132B	NEW EPDU1132B-SCH	EPDU1216B	EPDU1232B	
<b>Electrical</b>	Nominal Voltage	230VAC				400VAC, 3PH			
	Input Circuit	10A	16A				32A	16A, 3phase	32A, 3phase
	Input frequency	50/60 Hz							
	Input Connector	IEC-320 C14 200-240V Inlet	IEC-320 C20 200-240V Inlet	IEC 309 16A 2P+E	SCHUKO TYPE 16A	IEC 309 32A 2P+E		IEC 309 16A 3P+N+E	IEC 309 32A 3P+N+E
	Input Cord Length	2.5 m			3 m			2 m	
	Output Voltage	200-240VAC, 1PH							
	Output Receptacles	( 1 ) C13 ( 6 ) SCHUKO	( 8 ) C13	( 20 ) C13 ( 4 ) C19	( 14 ) SCHUKO , 45° orientation	( 20 ) C13 ( 4 ) C19	( 21 ) SCHUKO , 45° orientation	( 36 ) C13 ( 6 ) C19	( 30 ) C13 ( 12 ) C19
Circuit Breakers	NA				2 X 16A 1-pole hydraulic-magnetic circuit breakers		NA	6X 16A 1-pole hydraulic-magnetic circuit breakers	
<b>Physical</b>	Mount Style	Horizontal (19" rackmountable)			Vertical				
	Width	482mm	488mm	62mm					
	Height	44.4mm		902mm	1175mm	1506mm			1794mm
	Depth	44.4mm							
	Housing material	Aluminum extrusion							
Tool-less mounting	NA			Yes					
Color	Black								
<b>Environmental</b>	Operating Temp	-5° to +45°C							
	Operating Humidity	5-95%RH, non-condensing							
	Elevation Operating/Storage	0-3 000 m / 0-15 000 m							
<b>Regulatory</b>	EMC	CE ,followed by standard EN55035, EN55032, EN55024							
	Safety	CE TÜV, followed by standard EN/IEC62368-1							
	Environment	RoHS, REACH							
<b>Package</b>	Rack Mounting Brackets	M6x16mm screw (4pcs), M6 cage nut (4pcs)			M5x10mm,self-taplng screw (4pcs), L type Bracket 2pcs, included screw				
	Safety Sheet	included							
	Installations Instructions	included							
	Package Dimension	560*150*80mm			1320*160*110		1660*160*110		1950*160*110
Weight/shipping weight	0.6KG/1.1KG	0.58KG/1.18KG	2.2KG/2.98KG	1.94KG/2.84KG	3.58KG/4.36KG	4.3KG/5.5KG	3.08KG/4.28KG	5.14KG/6.2KG	
<b>Warranty</b>	1year								

# Easy Metered Rack PDU


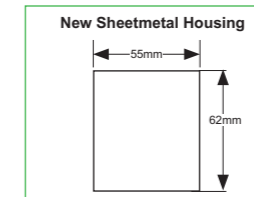

APC Easy Metered Rack PDU provides real-time remote monitoring of connected loads. User-defined alarms warn of potential circuit overloads before critical IT failures occur.



		EPDU1016M	EPDU1116M	EPDU1132M	EPDU1216M	EPDU1232M	
<b>Electrical</b>	Nominal Voltage	230VAC			400VAC, 3PH		
	Input Circuit	16A		32A	16A, 3phase		
	Input frequency	50/60 Hz					
	Input Connector	IEC-320 C20 200-240V Inlet		IEC 309 16A 2P+E	IEC 309 32A 2P+E	IEC 309 16A 3P+N+E	
	Input Cord Length	2.5 m		3 m		2 m	
	Output Voltage	200-240VAC, 1PH					
	Output Receptacles	( 8 ) C13		( 18 ) C13 ( 3 ) C19	( 20 ) C13 ( 4 ) C19	( 21 ) C13 ( 3 ) C19	( 18 ) C13 ( 6 ) C19
	Circuit Breakers	NA		2 X 16A 1-pole hydraulic-magnetic circuit breakers		NA	6X 16A 1-pole hydraulic-magnetic circuit breakers
<b>Physical</b>	Mount Style	Horizontal (19" rackmountable)			Vertical		
	Width	482mm			62mm		
	Height	44.4mm			902mm		
	Depth				44.4mm		
	Housing material	Aluminum extrusion					
	Tool-less mounting	NA			Yes		
	Color	Black					
<b>User Interface</b>	Local User Interface	LCD Display, language:English					
	Local User Control	1 Button for scroll/select/Reset			2 Buttons for scroll/select/Reset		
	Communication I/O	1 Network port , 1 Temperature/Humidity port					
	Remote Management Capabilities	http/https, SNMP V1,V2,V3					
<b>Environmental</b>	Operating Temp	-5° to +45°C					
	Operating Humidity	5-95%RH, non-condensing					
	Elevation Operating/Storage	0-3 000 m / 0-15 000 m					
<b>Regulatory</b>	EMC	CE ,followed by standard EN55035, EN55032, EN55024					
	Safety	CE TÜV, followed by standard EN/IEC62368-1					
	Environment	RoHS, REACH					
<b>Package</b>	Rack Mounting Brackets	M6x16mm screw (4pcs), M6 cage nut (4pcs)		M5x10mm,self-tapping screw (4pcs), L type Bracket 2pcs, included screw			
	Safety Sheet	included					
	Installations Instructions	included					
	Package Dimension	560*150*80mm		1320*160*110		1660*160*110	
	Weight/shipping weight	0.68KG/1.32KG		2.5KG/3KG		3.72KG/4.48KG	
<b>Accessory</b>	EPDU-TH (need to be ordered separately)						
<b>Warranty</b>	1 year						

# Easy Switched Rack PDU

APC Easy Switched Rack PDU provides advanced load monitoring combined with remote on/off switching control of individual outlets for power cycling.



		EPDU1016S	EPDU1116S	EPDU1132S	EPDU1216S	EPDU1232S	EPDU1232SX3620	
<b>Electrical</b>	Nominal Voltage	230VAC			400VAC, 3PH			
	Input Circuit	16A		32A		16A		
	Input frequency	50/60 Hz						
	Input Connector	IEC-320 C20 200-240V Inlet		IEC 309 16A 2P+E		IEC 309 32A 2P+E		IEC 309 16A 3P+N+E
	Input Cord Length	2.5m		3m		2m		
	Output Voltage	200-240VAC, 1PH						
	Output Receptacles	( 8 ) C13		( 20 ) C13 ( 4 ) C19		( 21 ) C13 ( 6 ) C19		( 18 ) C13 ( 6 ) C19 ( 30 ) C13 ( 6 ) C19
	Circuit Breakers	NA		2 X 16A 1-pole hydraulic-magnetic circuit breakers		NA		6 X 16A 1-pole hydraulic-magnetic circuit breakers
<b>Physical</b>	Mount Style	Horizontal (19" rackmountable)			Vertical			
	Width	482mm		1738mm		55mm		
	Height	44.4mm				1794mm		
	Depth	200mm				62mm		
	Housing material	Sheetmetal						
	Tool-less mounting	NA				Yes		
	Color	Black						
<b>User Interface</b>	Local User Interface	LCD Display, language:English						
	Local User Control	2 Buttons for scroll/select/Reset						
	Communication I/O	1 Network port , 1 Temperature/Humidity port, 2RS485 port sharing connection						
	Remote Management Capabilities	http/https, SNMP V1,V2,V3						
<b>Environmental</b>	Operating Temp	-5° to +45°C						
	Operating Humidity	5-95%RH, non-condensing						
	Elevation Operating/Storage	0-3 000 m / 0-15 000 m						
<b>Regulatory</b>	EMC	CE , followed by standard EN55035, EN55032, EN55024						
	Safety	CE TÜV, followed by standard EN/IEC62368-1						
	Environment	RoHS, REACH						
<b>Package</b>	Rack Mounting Brackets	M6x16mm screw (4pcs), M6 cage nut (4pcs)		M5x10mm, self-tapping screw (4pcs), L type Bracket 2pcs, included screw				
	Safety Sheet	included						
	Installations Instructions	included						
	Package Dimension	560*220*80mm				1950*160*110mm		
	Weight/shipping weight	2.8KG/3.6KG		7.3KG/8.5KG		7.9 KG/9.0KG		6.2KG/7.78KG 8.17KG/9.45KG 8.28KG/9.56KG
<b>Accessory</b>	EPDU-TH (need to be ordered separately)							
<b>Warranty</b>	1 year							

# Easy Metered by Outlet Rack PDU

Easy Metered by Outlet Rack PDU provides advanced load monitoring combined with individual outlets metering for greater power management.



		NEW EPDU1116MBO	NEW EPDU1132MBO	NEW EPDU1216MBO	NEW EPDU1232MBO
<b>Electrical</b>	Nominal Voltage	230VAC 1 phase		400VAC 3 phase	
	Input Circuit	16A	32 A	16 A	32 A
	Input frequency	50/60 Hz			
	Input Connector	IEC309 16 A 2P+E	IEC309 32 A 2P+E	IEC309 16 A 3P+N+PE	IEC309 32A 3P+N+PE
	Input Cord Length	3m			
	Output Voltage	200-240VAC			
	Output Receptacles	(20) C13 & (4) C19		(18) C13 & (6) C19	
	Circuit Breakers	NA	2 x 16 A 1 Pole Hydraulic-Magnetic Circuit Breakers	NA	6 x 16 A 1 Pole Hydraulic-Magnetic Circuit Breakers
<b>Physical</b>	Mount Style	Vertical			
	Width	55 mm (2.16 in)			
	Height	1800 mm (70.86 in)			
	Depth	56 mm (2.20 in)			
	Housing material	Sheet metal			
	Tool-less mounting	Yes			
	Color	Black			
<b>User Interface</b>	Local User Interface	LCD Display; language: English			
	Local User Control	3 Buttons to scroll/select/Reset			
	Communication I/O	1 x 10/100M T-Base, 1 x T&H sensor port, 2 x RS485 ports, 1 x RJ45 port, 1 USB port			
	Remote Management Capabilities	http/https; SNMP V1, V2, V3			
<b>Environmental</b>	Operating Temp	-5 - 45°C			
	Operating Humidity	5-95%RH, non-condensing			
	Elevation Operating/Storage	0-3000 m / 0-15000 m			
<b>Regulatory</b>	EMC	EN55035, EN55032, EN61000-3-3, EN61000-3-2, BSEN55035, BS EN55032, BS EN61000-3-3, BS EN61000-3-2			
	Safety	CE, TÜV (EN62368-1), RCM, UKCA, EAC			
	Environment	RoHS, REACH			
<b>Package</b>	Rack Mounting Brackets	M5 x 10mm, self-tapping screw (4pcs), L type Bracket 2pcs (incl. screw)			
	Safety Sheet	Print version included			
	Installations Instructions	Print version included			
	Package Dimension	2030 x 195 x 130 mm			
	Weight/shipping weight	6.37 kg/7.54 kg	7.12 kg/8.29 kg	6.82 kg/7.99 kg	8.38 kg/9.55 kg
<b>Accessory</b>		EPDU-TH (need to be ordered separately)			
<b>Warranty</b>		2 year			

# Easy Metered by Outlet with Switching Rack PDU

Easy Metered by Outlet with Switching Rack PDU offers advanced load monitoring combined with remote on/off switching control & power metering on individual outlets.



EPDU1116SMBO




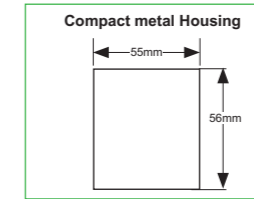
EPDU1132SMBO



EPDU1216SMBO



EPDU1232SMBO



		<b>NEW</b> EPDU1116SMBO	<b>NEW</b> EPDU1132SMBO	<b>NEW</b> EPDU1216SMBO	<b>NEW</b> EPDU1232SMBO					
<b>Electrical</b>	Nominal Voltage	230VAC 1 Phase		400VA 3 phase						
	Input Circuit	16A	32 A	16 A	32 A					
	Input frequency	50/60 Hz								
	Input Connector	IEC309 16 A 2P+E	IEC309 32 A 2P+E	IEC309 16 A 3P+N+PE	IEC309 32A 3P+N+PE					
	Input Cord Length	3m								
	Output Voltage	200-240VAC								
	Output Receptacles	(20) C13 & (4) C19		(18) C13 & (6) C19						
	Circuit Breakers	NA	2 x 16 A 1 Pole Hydraulic-Magnetic Circuit Breakers	NA	6 x 16 A 1 Pole Hydraulic-Magnetic Circuit Breakers					
<b>Physical</b>	Mount Style	Vertical								
	Width	55 mm (2.16 in)								
	Height	1800 mm (70.86 in)								
	Depth	56 mm (2.20 in)								
	Housing material	Sheet metal								
	Tool-less mounting	Yes								
	Color	Black								
<b>User Interface</b>	Local User Interface	LCD Display; language: English								
	Local User Control	3 Buttons to scroll/select/Reset								
	Communication I/O	1 x 10/100M T-Base, 1 x T&H sensor port, 2 x RS485 ports, 1 x RJ45 port, 1 USB port								
	Remote Management Capabilities	http/https; SNMP V1, V2, V3								
<b>Environmental</b>	Operating Temp	-5 - 45°C								
	Operating Humidity	5-95%RH, non-condensing								
	Elevation Operating/Storage	0-3000 m / 0-15000 m								
<b>Regulatory</b>	EMC	EN55035, EN55032, EN61000-3-3, EN61000-3-2, BSEN55035, BS EN55032, BS EN61000-3-3, BS EN61000-3-2								
	Safety	CE, TÜV (EN62368-1), RCM, UKCA, EAC								
	Environment	RoHS, REACH								
<b>Package</b>	Rack Mounting Brackets	M5 x 10mm, self-tapping screw (4pcs), L type Bracket 2pcs (incl. screw)								
	Safety Sheet	Print version included								
	Installations Instructions	Print version included								
	Package Dimension	2030 x 195 x 130 mm								
<b>Accessory</b>					Weight/shipping weight	6.67 kg/7.84 kg	7.42 kg/8.59 kg	7.12kg/8.29kg	8.68 kg/9.85 kg	
<b>Warranty</b>									EPDU-TH (need to be ordered separately)	2 year

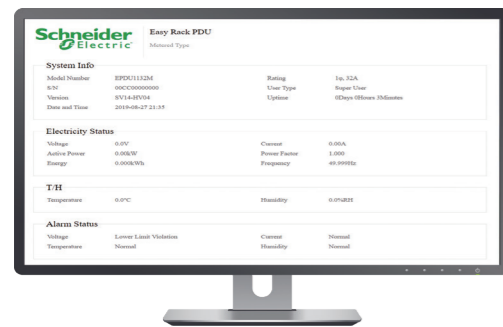
# What's NEW

## Ultra Light Weight

Reduce 50% weight, thanks to Aluminum housing



## User Friendly Web Interface



## New-designed Display Module

• Smart, easy-to-use, multifunctional

### Easy Metered Rack PDU display:

items	function
① LCD Display	display information about the Rack PDU.
② Network Port	Connects the Rack PDU to the network.
③ T/H Sensor port	Port for connecting a Temperature/Humidity Sensor.
④ Status LED	Indicates the working status.
⑤ Function Button	Press to page down and clear alarm. Press and hold for 10 seconds to reset settings to default.

### Easy Switched Rack PDU display:

Item	Function	Description
①	LCD Display	View functional data
②	Run Indicator LED	Indicates the status when the power is on
③	Reset Button	Press and hold for 4 seconds to reset to the default settings
④	Up Function Button	Scroll for function status, Alarm shutoff
⑤	Down Function Button	Scroll for function status, Alarm shutoff/reboot (Press and hold for 10 seconds to reboot)
⑥	Temp/Humidity Port	Temp/Humidity Sensor connection port
⑦	Out	RS485 port sharing connection
⑧	In	RS485 port sharing connection
⑨	Network Port	Connect the Rack PDU to your network

### NEW Easy Metered by outlet Rack PDU display:

Item	Function	Description
①	LCD Display	Show information about the Rack PDU
②	Scroll button	Use the Scroll button to move through displayed information
③	OK Button	With a menu option highlighted, press the OK button to display Rack PDU information
④	RJ45 Serial Port	Port for connecting the Rack PDU to a terminal emulator program for local access to the command line interface
⑤	Out Port	RS485 port sharing connection
⑥	USB Port	Connect a flash drive for firmware upgrades or to download data logs
⑦	10/100 Base-T Connector	Connect the Rack PDU to the network
⑧	In Port	RS485 port sharing connection
⑨	Temp/Humidity Port	Temp/Humidity sensor connection port
⑩	Main Menu Button	Press to view the Rack PDU electrical input
⑪	Reset Button	Reset the Rack PDU without affecting the status of individual outlets

## Available Accessories

### EPDU-TH

Easy Rack PDU Temperature/Humidity Sensor

Easy Rack PDU environmental sensor with 2-meter cable and RJ45 connector that monitors temperature and humidity in your Data Center or Network Closet

### EPDU-PCG0B

Easy Rack PDU Power Cord, IEC309 (16A) to C20, 0.5m

Easy Rack PDU compatible cable connects an IEC 309-16A connector to an IEC C19 outlet. It can be used as a means to connect an Easy Rack PDU with IEC 309-16A connector to an APC single phase UPS .

### EPDU-BRKT

Easy Rack PDU Mounting Bracket one pair

Easy Rack PDU Bracket used for mounting 2 Easy Basic Rack PDUs or Easy Metered Rack PDUs on side of a NetShelter rack.

### EPDU-PCC0B

Easy Rack PDU Power Cord , Schuko to C20, 0.5m

Easy Rack PDU compatible cable connects a Schuko CEE 7 connector to an IEC C19 outlet. It can be used as a means to connect an Easy Rack PDU with Schuko connector to an APC single phase UPS .

# Custom Easy Rack PDUs

Pre-configured or custom Easy Rack PDU designs to suit unique project and end-user requirements.

## Make Power Distribution and Custom Easy

The APC Easy Rack PDU is an easy-to-install, easy-to-use, easy-to-customize rack mount PDU that helps manage power distribution to the equipment efficiently in the rack.

**Ability to customize Rack PDUs and pre-configure them to meet your needs. Some options configured in as little as 2 weeks with a minimum order quantity of 50!**

### Length Pre-configuration of Input Cord

Lengthen or shorten the length of power cord. It is flexible for the customers choosing the right power cord length according to the actual situation of the data center site.

### Lockable outlets

Custom Easy Rack PDU provides the ability to choose the lockable C13/C19 outlets. It can prevent the power line from loosening accidentally, which leads to power failure of the equipment.

### Color Coding Rack PDUs


Including housing color change or the outlets surrounding color change. Color coding is proven to provide many benefits most importantly reducing human error, the major culprit of downtime.

### Specific labels/silkscreen

Custom Easy PDU provides the ability to specify the labels/silkscreen according to customer needs.

### Outlet layout and amount

New flexible Rack PDU architecture provides the ability to adjust the layout and the amount of the outlets according to the installation position and amount of the equipment planned. An additional compliance expense shall be requested if the total number of outlets exceeds the standard model.




## Addressing unique needs with the service you expect from Schneider Electric

- Dedicated team to assist from design to delivery
- Competitive pricing model
- Optimized lead times for special orders
- Fast turn around times for product modifications
- Global supply chain with Schneider Electric

For requests and more details e-mail: [easycustomracks@se.com](mailto:easycustomracks@se.com)



Life Is n



## Find out more:

The Rack PDU Selector tool is located at:

[www.apc.com/tools/selector/pdu](http://www.apc.com/tools/selector/pdu)

Schneider Electric

One Boston Place  
Floor 27  
Boston, MA 02108  
United States  
[www.apc.com](http://www.apc.com)

February 2022